









TRICKED YOU!

Here is a clever card trick you might like to use to impress your friends. It is called 'The Magic Triangle'.

This is what you need:

-  A magician [A]
-  A helper (who knows the trick) [B]
-  A teddy bear (any stuffed toy will do) [C]
-  A table [D]
-  10 different cards from the same pack [E]
-  An audience [F]

This is what you do:


1 Put the bear on the table and ask it to watch the cards carefully.

You want the audience to think that the bear is really important.



2 Place the ten cards face down on the table to make the shape of a triangle.

Put one card on the first row, two on the second row, three on the next, and then four.



3 Ask the bear once again to watch the cards carefully.

Walk behind the table and turn your back to the audience.

Ask your helper to choose someone from the audience to come out.

4 Ask this person to pick one of the ten cards. Ask them to show it to the audience and the bear, but **not** your helper.

While the card is being shown, your helper takes note of where the missing card is located in the triangle.

Ask the person to put the card back.

5 Turn around and return to the table.

Pick up the bear and ask if it has been watching.

Make its head nod.

6 Ask your helper to point to the cards one at a time.

Your helper will ask each time, "Is it this one?"

You will know it is not the card because your helper will have her other arm hanging by her side.

Look at the bear. Use your fingers to make it shake its head and then say, "No, not that one."

7 Your helper will then point to the chosen card. You will know this because your helper will secretly put her other hand on her hip.

(Remember that your helper knows the **position** of the chosen card.)

8 Make the bear nod its head by moving it backwards and forwards. Ask the bear if it is sure. Make it nod again in an excited way.

9 Show the card to the audience and say, "Thanks Teddy!"

If you do this well enough, your audience will be amazed. They may ask you to do it again. *Just make sure they don't notice your helper touching her hip!*



Questions

- How many people know the trick's secret?
 - One
 - Two
 - Three
- The missing card is shown to the
 - magician.
 - helper.
 - bear and the audience.
- In Step 4, your helper will
 - be shown the chosen card by the audience member.
 - be watching the bear carefully.
 - notice where the missing card is located within the triangle.
- How does your helper secretly signal the chosen card?
 - She puts one hand on her hip while pointing.
 - She taps the chosen card twice.
 - She winks at you.
- How many times do you ask the bear to watch the cards carefully?
 - two times
 - three times
 - four times
 - five times
- Why is the bear important?
 - It sees the card that the audience member picked.
 - It makes it more fun for the audience to think that the bear is moving.
 - It distracts the audience from noticing what your helper is doing.

Vocabulary

Match the words from the text to the clues.

The brackets show the text sections ().

helper audience return amazed missing

- To go back to something (5)
- To be very surprised (9)
- Unable to be found (4)
- People watching a show (1)
- Someone who assists others (3)

Grammar

The words in **BLUE** appear in the text. Match them by writing the correct synonym shown in **RED**.

E.g. **under** / **below**

- | | |
|-------------------|---------------|
| 12 put | smart |
| 13 pick | place |
| 14 clever | feels |
| 15 touches | choose |

Back To The Text...

- This card trick is called "Tricked You."
 - true
 - false
- The Magician's name is Martin.
 - true
 - false
- Who do you think this text is most likely written for?
 - young magicians
 - professional magicians

Sequencing

Look back through the card to find what happened first. Choose **a** or **b**.

- You place ten cards on the table.
 - You place a bear on the table.
- You ask your helper to choose someone from the audience.
 - You ask the bear to watch the cards.
- The helper points to the cards.
 - The helper notes which card is missing.

Think About This

- Look at the illustration on page 3. Who is pointing to the card?
 - the magician
 - the helper
- Look at the illustration on the front of the card. What is item C?
 - the bear
 - the table

Challenge Option

Drawing: Draw yourself as a magician performing a magic trick.

